

**KHSAA TITLE IX
ANNUAL REPORT SUBMISSION
STATUS REPORT
2009-2010**

KHSAA
Form T65
Revised 4/09

TO: KHSAA Member School Superintendents, Principals, and Athletic Directors

FROM: Brigid L. DeVries, Commissioner
Darren Bilberry, Assistant Commissioner

DATE: May 14, 2010

School	Nicholas County High School	Reviewed by	Martha Mullins
--------	-----------------------------	-------------	----------------

The following is a status report regarding the required 2009-2010 Title IX Annual Report submission of forms due into the KHSAA office by April 15, 2010. Appropriate KHSAA Audit Team personnel have reviewed these forms and the following is a summary of this review.

I. Checklist of Forms properly submitted in a satisfactory manner:

X	GE 19 (Annual Verification)	X	T-35 (Budget Expenses)
X	T-1 (Summary Program Chart 1)		T-36 (Budget Expenses)
X	T-2 (Summary Program Chart 2)	X	T-41 (Checklist – Overall Interscholastic Program)
	T-3 (Summary Program Chart 3)	X	T-60 (Corrective Action Plan)
X	T-4 (Summary Program Chart 4)		T-63 (Interscholastic Survey Results)

II. Status

A.		2009-2010 Forms are satisfactory and no further information or action is necessary at this time.
B.	X	<p>Errors have been noted with respect to the following forms:</p> <p>Form T-63: Please resubmit with Grade 9-12 enrollment; number of students surveyed in Grades 9-11; number of eighth-grade students surveyed; number of surveys distributed; number of surveys returned, by May 31, 2010.</p> <p>Form T-36: Cheerleading is not accepted by the Office of Civil Rights as a girls' sport. Therefore, the total expenses for girls' sports should read \$37,233. Please make the correction in the school's permanent Title IX file.</p>
C.		The following forms were omitted and must be submitted by school representatives:
D.	X	<p>According to the 2009-2010 data, the school appears to be meeting the standards established in:</p> <p><input checked="" type="checkbox"/> Test 1 (Athletic participation is proportionate to enrollment)</p> <p><input type="checkbox"/> Test 2 (History and continuing practice of program expansion)</p> <p><input type="checkbox"/> Test 3 (Full and effective accommodation of interests and abilities)</p> <p>School personnel are advised to monitor interest in boys' cross-country, girls' soccer, girls' swimming, and boys' wrestling, which continue to register interest on the survey.</p>
E.	X	<p>Other Recommendation and Comments:</p> <p>It has been recommended for several years that a coach of a boys' sport and a coach of a girls' sport be placed on the Gender Equity Review Committee.</p> <p>Improved reporting!</p>



**KENTUCKY HIGH SCHOOL ATHLETIC ASSOCIATION
2009-2010 ANNUAL VERIFICATION OF TITLE IX PROCEDURES**

KHSAA Form GE19
Rev. 04/09

(To be submitted by April 15, 2010 along with other required forms)

APR - 5 2010

The Nicholas County High School, Carlisle, Kentucky
(Name of High School) (City)

certifies to the Kentucky High School Athletic Association that the following is an accurate and true representation of the facts surrounding compliance with 20 U.S.C. Sections 1681-1688, et. Seq. (also known as Title IX). I certify the following provisions in accordance with records at the school contained in the permanent Title IX file, at least one copy of which must be maintained in the Principal's office, and to the best of my knowledge have completed the following tasks:

I. Established a gender equity committee at the high school. (List committee personnel and provide attachment if necessary)

Name	Address	Phone	Title (Supt., Principal, Student, Parent, Coach, Etc.)
Robert Hopkins	103 School Dr. Carlisle, KY	(859) 289-3780	Athletic Director
Marty Feltner	103 School Dr. Carlisle, KY	(859) 289-3780	Principal
Doug Bechanan	103 School Dr. Carlisle, KY	(859) 289-3770	District IX Coordinator
Shelly Coldiron	103 School Dr. Carlisle, KY	(859) 289-3780	Parent
Mike Woosley	103 School Dr. Carlisle, KY	(859) 289-3780	Parent
Brandy Norman	103 School Dr. Carlisle, KY	(859) 289-3780	Student
Kyle Campbel	103 School Dr. Carlisle, KY	(859) 289-3780	Student

Scheduled a minimum of three meetings during the 2009-2010 school year on the following dates:

September 3 rd , 2009	
January 14 th , 2010	
April 1 st , 2010	

III. Designated the following person(s) as the Title IX coordinator for the school:

Name	Title	Address	Phone
Marty Feltner	Principal	103 School Dr. Carlisle, KY	859-289-3780

IV. Designated the following person(s) as the Title IX coordinator for the district:

Name	Title	Address	Phone
Doug Bechanan	Director Grant Cood.	103 School Dr. Carlisle, KY	859-289-3770

School personnel are continuing to make periodic reviews of the boys' and girls' athletics program reflected in the Corrective Action Plan.

In addition to the above information, the above referenced school maintains a complete permanent file relative to Title IX records including copies of the self-assessment audit, all corrective action plans, and other related materials.

Principal's Signature [Signature] Date 4-2-10 2010
 Superintendent Signature [Signature] School Board Chairpersons' Signature Mona DeVico
 (Send original copy to KHSAA - Maintain duplicate in Title IX school folder)



**ACCOMMODATION OF INTERESTS AND ABILITIES
SUMMARY PROGRAM CHART (Form T-1)**

Participation Opportunities: Test One - Proportionality

		(Column 1)	(Column 2)	(Column 3)	(Column 4)
	Program	Enrollment	Percentage of Total Enrollment	Number of Interscholastic Participants (double and triple count)	Percentage of Total Participation
Row 1	GIRLS	186	48%	132	48%
Row 2	BOYS	198	52%	143	52%
Row 3	Totals	384	100%	275	100%

Instructions:

*Number of 8th grade students & below used in Column 3 and Column 4 calculations: _____

- Determine the total number of girls enrolled, (place in Row 1, Column 1). Determine the total number of boys enrolled, (place in Row 2, Column 1).
- Add the total number of girls and boys enrolled to determine total enrollment, (place in Row 3, Column 1).
- Calculate the percentage of total enrollment that is female. (Divide Row 1, Column 1 by Row 3, Column 1 and place in Row 1, Column 2.) Calculate the percentage of total enrollment that is male. (Divide Row 2, Column 1 by Row 3, Column 1 and place in Row 2, Column 2.) Note: Row 1, Column 2 plus Row 2, Column 2 should total 100%.
- Ask coaches to confirm the names of those individuals who are on the team as of the first **date of regular season competition**, and cross out the names of those who were cut from the team or quit the team prior to the first regular season competitive event. Determine the total number of interscholastic athletics participants that are girls, (and place in Row 1, Column 3). In order to determine the total number of athletics participants, an individual should be counted each time he or she participates on a team. For example, if Jane Doe competes on the varsity volleyball team, the junior varsity volleyball team, the junior varsity basketball team, and the varsity softball team, she should be counted as four participants (**do not include club or intramural sports participants, cheerleaders, dance teams, or pom squads**). Calculate the same way for boys and girls. * In addition, should 8th grade students and below play on a Freshman, Junior Varsity, or Varsity team, they should also be counted for each team and sport on which they participate. If applicable, please asterisk in the above notation as to how many 8th grade students & below are included in the totals.
Using the same procedure, determine the total number of interscholastic athletic participants that are boys, (and place in Row 2, Column 3). Add Row 1, Column 3 plus Row 2, Column 3 to get total participants and place in Row 3, Column 3.
- Calculate the percentage of female participation. (Row 1, Column 3 divided by Row 3, Column 3 and place in Row 1, Column 4.) Calculate the percentage of male participation. (Row 2, Column 3 divided by Row 3, Column 3 and place in Row 2, Column 4.) Note: Row 1, Column 4 plus Row 2, Column 4 should total 100%.

Note: While being within three percent is not a formal compliance standard, if the percent listed in Row 1, Column 4 is within 3% of Row 1, Column 2, then it provides a good target within which compliance is likely.

Principal's Signature: _____

Date: 4-2-10



**2009-2010
ACCOMMODATION OF INTERESTS AND ABILITIES
SUMMARY PROGRAM CHART (FORM T-2)
PARTICIPATION OPPORTUNITIES: TEST TWO - PROGRAM EXPANSION**

		Column 1	Column 2	Column 3	Column 4	Column 5
Program		Number of Teams Currently Offered	Number of Participants	Number of Teams Added Since the beginning of the 2005-2006 School Year	Current Number of Participants for the 2009-2010 school year who are playing on teams added since the 2005-2006 School Year	Percent of Total Participation By Sex Added Since the beginning of the 2005-2006 School Year
GIRLS Row 1	varsity:	6	77	0	0	0
Row 2	j.v.:	4	46	0	0	0
Row 3	frosh:	3	9	0	0	0
Row 4	total:	13	132	0	0	0
BOYS Row 5	varsity:	6	82	0	0	0
Row 6	j.v.:	4	54	0	0	0
Row 7	frosh:	3	7	0	0	0
Row 8	total:	13	143	0	0	0

- 1) For Column 1, list the number of interscholastic teams offered for girls and boys at each competitive level (varsity, junior varsity, and freshman). For girls, total each of the entries in Rows 1, 2, and 3 into Row 4. For boys, total Rows 5, 6, and 7 into Row 8.
- 2) For Column 2, list the number of participants at each level. For girls, total each of the entries in Rows 1, 2, and 3 into Row 4. For boys, total Rows 5, 6, and 7 into Row 8. Note: The totals in Row 4 for girls and in Row 8 for boys must be the same as the totals in Form T-1, Column 3, Rows 1 and 2 respectively.
- 3) For Column 3, list the number of interscholastic teams that have been added in the last five years at each competitive level. Count each team added during the 5 year period only one time. e.g. Girl's junior varsity soccer was added 3 years ago, count the team only once, not 3 times. For girls, total the entries in Rows 1, 2, and 3 into Row 4. For boys, total Rows 5, 6, and 7 into Row 8.
- 4) For Column 4, list the number of participants that are currently on each level of the teams that were added in the last five years. If a team was added previously but no longer exists, there are no current participants to be added for that team. For girls, total the entries in Rows 1, 2, and 3 into Row 4. For boys, total Rows 5, 6, and 7 into Row 8.
- 5) For Column 5, calculate the percentage of participants that have been added in the last five years. For girls, take the number in Column 4, Row 4 and divide by the number in Column 2, Row 4. For boys, take the number in Column 4, Row 8 and divide it by the number in Column 2, Row 8.
- 6) **Note: If the percentage of current participants added in the last five years is 25% or greater for the underrepresented sex (most likely girls), compliance with Test Two may be possible. If less than 25%, then compliance with Test Three should be analyzed. CAUTION: 25% is not a formal compliance standard.**

Principal's Signature: _____

Date: 4-2-10



**2009-2010
ACCOMMODATION OF INTERESTS AND ABILITIES
SUMMARY PROGRAM CHART (FORM T-3)**

KHSAA Form T3
Rev. 11/09

Participation Opportunities Test Three Full Accommodation

FOR ANY QUESTION ANSWERED "YES" IDENTIFY THE RESPECTIVE SPORT(S).

	GIRLS (Yes / No)		BOYS (Yes / No)
1. Based on the responses from your most recent student survey, is there sufficient interest to form a viable interscholastic team for a sport not currently offered? If yes, what sport?	NO		NO
2. For a sport not currently offered at the varsity level, is there sufficient interest based on your most recent Student Interest Survey to form a viable team for an interscholastic freshman team or junior varsity team?	NO		NO
3. For a sport currently offered at the interscholastic Junior Varsity or freshmen level, is there sufficient interest, based on your most recent Student Interest Survey, to form a varsity team?	NO		NO
4. If you answered YES to question (1), (2), or (3), are there enough high schools in the geographic area offering the sport (at the appropriate level) to allow for the development of a reasonable schedule of competition?	NO		NO
5. If you answered YES to question (1), (2), (3), or (4), are there enough high schools in the geographic area offering the sport (at the appropriate level) to allow for the development of a reasonable schedule of competition?	N/A		N/A

Remember, test three – full accommodation means addressing the unmet interest of the underrepresented sex (most likely girls), not the overrepresented sex (most likely boys).

Plans to Address Interest:

Principal's Signature :

Date:

4-2-10



2009-2010
ACCOMMODATION OF INTERESTS AND ABILITIES
SUMMARY PROGRAM CHART (FORM T-4)

KHSAA Form T4
Rev. 11/09

Levels of Competition Test One

		Column 1	Column 2	Column 3
Girls	Team Levels	Number of Teams Currently Offered	Number of Participants	Percentage of Participants at Each Level
Row 1	varsity:	6	77	58%
Row 2	j.v.:	4	46	35%
Row 3	frosh:	3	9	7%
Row 4	total:	13	132	100%
Boys				
Row 5	varsity:	6	82	57%
Row 6	j.v.:	4	54	38%
Row 7	frosh:	3	7	5%
Row 8	total:	13	143	100%

- 1) Column 1, list the number of interscholastic teams offered for girls and boys at each competitive level; varsity, junior varsity, and freshman. (Refer to Form T-2, Accommodation of Interests and Abilities, Summary Program Chart 2, Column 1.)
- 2) For Column 2, list the number of participants at each level. For girls, total the entries in Rows 1, 2, and 3 into Row 4. For boys, total the entries in Rows 5, 6, and 7 into Row 8. (Refer to Form T-2, Accommodation of Interests and Abilities, Summary Program Chart 2, Column 2.)
- 3) For Column 3, calculate the percentage of female and male participants at each level.
For girls' varsity, junior varsity, and frosh, respectively:
 - Divide Column 2, Row 1 by Column 2, Row 4, and place the percentage in Column 3, Row 1
 - Divide Column 2, Row 2 by Column 2, Row 4, and place the percentage in Column 3, Row 2.
 - Divide Column 2, Row 3 by Column 2, Row 4, and place the percentage in Column 3, Row 3.For boys' varsity, junior varsity, and frosh, respectively:
 - Divide Column 2, Row 5 by Column 2, Row 8, and place the percentage in Column 3, Row 5.
 - Divide Column 2, Row 6 by Column 2, Row 8, and place the percentage in Column 3, Row 6.
 - Divide Column 2, Row 7 by Column 2, Row 8, and place the percentage in Column 3, Row 7.

Principal's Signature: _____

Date: 4-2-10



**2009-2010
PROGRAM COMPARISON CHART 1 (FORM T-35)
TO INCLUDE BOOSTER CLUB FUNDING**

KA Form T-35
REV. 11/09

Sports	Equipment and Supplies		Travel		Awards		Coaches' salaries (to include supplemental and extended employment; dollar amount required)			Facilities improvements		Publications (if sport-specific)	
	Expenditures		Expenditures		Expenditures		Expenditures			Expenditures		Expenditures	
	School	Booster	School	Booster	School	Booster	School	# Coaches for all levels / # Teams for all levels	School	Booster	School	Booster	School
G basketball	453	5710	0	770	126	1073	11000	3/3	55	0	0	0	0
B basketball	2947	6905	0	1472	196	245	11000	3/3	0	0	0	0	0
G softball	1192	1586	0	0	160	102	3500	2/2	103	0	0	0	0
B baseball	808	3309	0	0	175	357	3500	2/3	284	0	0	0	0
G cross country	0	0	0	0	0	0	0	0/0	0	0	0	0	0
B cross country	0	0	0	0	0	0	0	0/0	0	0	0	0	0
G golf	612	435	0	0	46	32	500	1/2	0	0	0	0	0
B golf	611	435	0	0	46	18	500	1/2	0	0	0	0	0
G soccer	0	0	0	0	0	0	0	0/0	0	0	0	0	0
B soccer	0	0	0	0	0	0	0	0/0	0	0	0	0	0
G swimming	0	0	0	0	0	0	0	0/0	0	0	0	0	0
B swimming	0	0	0	0	0	0	0	0/0	0	0	0	0	0

19,187
22,765
2,643
4,430
1,625
1,610

- Total expenditures on T-35 and T-36 on the 2009-2010 year report due by April 15, 2010 of each school year, should reflect the total monies spent (rounded off to nearest dollar) for the entire school year of 2008-2009 ending June 30, 2009.
- Booster Club Funding/Contributions must be included in the above expenditures total. (Note: It is illegal for coaches to be paid by Booster Clubs - Reference KHSAA Bylaw 27)

Principal's Signature:  Date: 4-2-10



**2009-2010
ACTUAL EXPENDITURES - PROGRAM COMPARISON CHART 2 - (Form T36)
TO INCLUDE BOOSTER CLUB FUNDING**

4A Form T36
REV. 11/09

Sports	Equipment and supplies		Travel		Awards		Coaches' salaries (to include supplemental and extended employment; dollar amount required)			Facilities improvements		Publications (if sport-specific)		
	Expenditures		Expenditures		Expenditures		Expenditures			Expenditures		Expenditures		
	School	Booster	School	Booster	School	Booster	School	# Coaches for all levels / # Teams for all levels	School	Booster	School	Booster	School	Booster
G track	283	0	981	0	95	0	1750	2/2	0	0	0	0	0	0
B track	283	0	981	0	75	0	1750	2/2	0	0	0	0	0	0
G tennis	118	0	229	0	70	0	500	1/1	0	0	0	0	0	0
B tennis	118	0	229	0	60	0	500	1/1	0	0	0	0	0	0
G volleyball	380	0	1710	0	104	58	3500	2/2	0	0	0	0	0	0
B wrestling	0	0	0	0	0	0	0	0/0	0	0	0	0	0	0
G (list sport)	0	0	0	0	0	0	0	0/0	0	0	0	0	0	0
B football	5790	4310	2475	0	230	1940	16000	5/3	323	323	323	90	0	0
G Cheerleading	0	173	0	0	26	823	3500	0/0	0	0	0	0	0	0
B (list sport)	0	0	0	0	0	0	0	0/0	0	0	0	0	0	0

3,109
3,087
917
907
5752
3,481

- Total expenditures on T-35 and T-36 on the 2009-2010 year report due by April 15, 2010, should reflect the total monies spent (rounded off to nearest dollar) for the entire school year of 2008-2009 ending June 30, 2009.
- Booster Club Funding/Contributions must be included in the above expenditures totals. Indicate percentage of total expenditures for each gender. (If disparities are obvious, list on your Corrective Action Plan (T-60) what action you will take to correct the problem.

Gender	Expenditures	Percentage
Boys	\$ 68,285	62%
Girls	\$ 44,755	38%
Total:	\$ 110,040	100%

Principal's Signature: [Signature] Date: 4-2-10

DMIT



2009-2010 KHSAA TITLE IX ATHLETICS AUDIT (Form T-41)
Checklist - Overall Interscholastic Athletics Program

KHSAA Form T41
Rev. 11/09

DIRECTIONS:

For the Areas of Compliance (Opportunities and Benefits) listed on the left hand side of the page, place a checkmark under the appropriate column identifying whether your school provided an advantage to the Girls' Program, or to the Boys' Program or to Neither Program. A review of T-35 and T-36 spending patterns might be helpful in completing this form.

Areas of Compliance:	ADVANTAGE TO:		
	GIRLS' PROGRAM	BOYS' PROGRAM	NEITHER PROGRAM
OPPORTUNITIES			
Accommodation of Interest and Abilities			X
BENEFITS			
Equipment and Supplies			X
Scheduling of Games and Practice Time			X
Travel and Per Diem Allowances			X
Coaching			X
Locker Rooms, Practice and Competitive Facilities	X		
Medical and Training Facilities and Services			X
Publicity			X
Support Services			X
Housing and Dining			X
Tutoring			X
Athletic Scholarships			X

If an advantage/inequity is indicated, corrective action should be shown on the Corrective Action Plan, Form T-60.

Principal's Signature: _____

Date: _____

9-2-10



SCHOOL NAME: Nicholas County High School

**2009-2010 TITLE IX
CORRECTIVE ACTION PLAN
(FORM T-60)**

DIRECTIONS:

1. For Column 1, indicate the intended area (Opportunities or Benefits) which needs corrective action in order to achieve gender equity. For Column 2, write the suggested change or activities that will correct the area in need of alteration. For Column 3, include the estimated completion date for the changes or activities.
2. It is possible to attain compliance with Title IX and no longer need "corrective" action. However, the KHSAA strongly encourages compliant schools to identify items for improvement (Column 1), activities to accomplish the improvement (Column 2) and a timetable for completion (Column 3) that will strengthen the athletic program.
3. You may copy this form as needed. Please attach corrective action plans along with audit forms and submit by April 15, 2010.

COLUMN 1	COLUMN 2	COLUMN 3
SPECIFIC ITEM FOR CORRECTION/ IMPROVEMENT	PLAN FOR SUGGESTED CHANGE	START DATE AND COMPLETION DATE OF CORRECTIVE ACTION
Lack of weight room equipment for female athletes	Purchase nautilus equipment	Equipment will be purchased with the completion of the new gym being built in Fall 2010
No Locker room facilities for the football team	Build Field house	Facilities will be a part of the completion of the new gym being built in Fall 2010
All sports do not have dressing facilities	Build dressing rooms in the new gymnasium with all existing gym	With the new gymnasium we will have 7 dressing facilities.

[Handwritten Signature]

Principal's Signature: _____ Date: 4-2-10



**INTERSCHOLASTIC ATHLETICS
SURVEY (FORM T-63)
Summary of Student Responses**

KHSAA Form T63
Rev. 11/09
Page 1/3

2009-2010

School Year: _____

School Name: Nicholas County High School

Enrollment
(9-12 Grade): _____ (SHOULD AGREE WITH FORM T-1, COLUMN 1, ROW 3)

Number of 9-11 Grade Students Surveyed: _____

Number of 8th Grade Students Surveyed: _____

Date: September 8, 2009

Completed By: Robert Hopkins

Instructions:

1. Summarize the Student Athletics Interest Surveys Form T-61 by listing the total number of responses on the line next to each sport.
2. Under the Other Category please provide a listing of the sports as well as the number of students who are interested in participating.
3. Please sign and date this Summary Form (T-63) and mail this Summary Form only to the KHSAA by April 15. Do not mail the student surveys (Form T-61). However, these Forms should be maintained in your files in the event they are requested subsequently.

440 Number of Surveys
414 Total Returned (A minimum of 80% return is expected)
8-12 Grades Surveyed (Should be grades 9-11 and 8th grade if school has a feeder system)

Who Administered The Survey? Homeroom teachers
 How Was The Survey Administered? During homeroom
 Give details on how it was administered and to which school group, Example: English classes, or all home rooms, etc. or advisee/advisor?)

KHSAA Sanctioned Fall Sports (List Total Number of Participation Responses)

6 Cross Country (Girls)
16 Cross Country (Boys)
60 Football (Boys)
15 Golf (Girls)
16 Golf (Boys)
25 Soccer (Girls)
9 Soccer (Boys)
59 Volleyball (Girls)

Winter Sport (List Total Number of Participation Responses)

- 31 Basketball (Girls)
- 48 Basketball (Boys)
- 13 Indoor Track (Girls)
- 6 Indoor Track (Boys)
- 19 Swimming & Diving (Girls)
- 6 Swimming & Diving (Boys)
- 30 Wrestling (Boys)

Spring Sport (List Total Number of Participation Responses)

- 42 Baseball (Boys)
- 41 Fast Pitch Softball (Girls)
- 20 Tennis (Girls)
- 11 Tennis (Boys)
- 8 Track (Girls)
- 19 Track (Boys)

Non-KHSAA Championship Sports (From Student Survey T-61 Question 10)

- 45 Archery
- 9 Field Hockey
- 60 Bowling
- 3 Gymnastics (Boys)
- 27 Gymnastics (Girls)
- 20 Ice Hockey
- 25 Lacrosse (Boys)
- 8 Lacrosse (Girls)
- 10 Rifle
- 32 Rodeo
- 12 Slow Pitch Softball
- 14 Volleyball (Boys)
- 1 Water Polo
- 48 Weightlifting
- Other sports not listed _____

Number of Students who participate in Intramural Sports
(From Student Survey T-61 Question 5)

Sport	Number
Softball	7
Basketball	7
Baseball	6
Soccer	5

List Intramural Sports students are interested in adding:
(From Student Survey T-61 Question 6)

<u>Sport</u>	<u>Number</u>
Archery	45
Weightlifting	48


Participation in Non-School Sports Activities
(From Student Survey T-61 Question 7)

<u>Sport</u>	<u>Number</u>
Slow Pitch Softball	12
Gymnastics (Girls)	27

Reasons for not participating in interscholastic athletics
(From Survey Question 8)

- 30 I prefer other activities such as band, chorus, etc.
- 75 I don't have time
- 20 The practice schedules and game times are inconvenient
- 25 The sport I like isn't offered
- 15 It's too expensive
- 5 I prefer to participate in club or intramural sports
- 40 Working
- 31 Other: _____

Student Suggestions to encourage participation
NO RESPONSE



Principal's Signature

4-2-10

Date



KENTUCKY HIGH SCHOOL ATHLETIC ASSOCIATION
2009-2010 ANNUAL VERIFICATION OF TITLE IX PROCEDURES
 (To be submitted by April 15, 2010 along with other required forms)

KHSAA Form GE19
Rev. 04/09

MAY 28 2010

The Nicholas County High School, Carlisle, Kentucky
 (Name of High School) (City)

certifies to the Kentucky High School Athletic Association that the following is an accurate and true representation of the facts surrounding compliance with 20 U.S.C. Sections 1681-1688, et. Seq. (also known as Title IX). I certify the following provisions in accordance with records at the school contained in the permanent Title IX file, at least one copy of which must be maintained in the Principal's office, and to the best of my knowledge have completed the following tasks:

I. Established a gender equity committee at the high school. (List committee personnel and provide attachment if necessary)

Name	Address	Phone	Title (Supt., Principal, Student, Parent, Coach, Etc.)
Robert Hopkins	103 School Dr. Carlisle, KY	(859) 289-3780	Athletic Director
Marty Feltner	103 School Dr. Carlisle, KY	(859) 289-3780	Principal
Doug Bechanan	103 School Dr. Carlisle, KY	(859) 289-3770	District IX Coordinator
Shelly Coldiron	103 School Dr. Carlisle, KY	(859) 289-3780	Parent
Mike Woosley	103 School Dr. Carlisle, KY	(859) 289-3780	Parent
Brandy Norman	103 School Dr. Carlisle, KY	(859) 289-3780	Student
Kyle Campbell	103 School Dr. Carlisle, KY	(859) 289-3780	Student
Jennifer Cornett	103 School Dr. Carlisle, KY	(859) 289-3780	Head Girls Basketball Coach
Greg Letcher	103 School Dr. Carlisle, KY	(859) 289-3780	Head Track Coach (Boys/Girls)

*5/28/10
Entered
on principal
file*

II. Scheduled a minimum of three meetings during the 2009-2010 school year on the following dates:

September 3 rd , 2009	
January 14 th , 2010	
April 1 st , 2010	

III. Designated the following person(s) as the Title IX coordinator for the school:


Name	Title	Address	Phone
Marty Feltner	Principal	103 School Dr. Carlisle, KY	859-289-3780

IV. Designated the following person(s) as the Title IX coordinator for the district:

Name	Title	Address	Phone
Doug Bechanan	Director Grant Cood.	103 School Dr. Carlisle, KY	859-289-3770

School personnel are continuing to make periodic reviews of the boys' and girls' athletics program reflected in the Corrective Action Plan.

In addition to the above information, the above referenced school maintains a complete permanent file relative to Title IX records including copies of the self-assessment audit, all corrective action plans, and other related materials.


Principal's Signature

5-26-10
Date

2010

Superintendent Signature

School Board Chairpersons' Signature

(Send original copy to KHSAA - Maintain duplicate in Title IX school folder)



2009-2010
ACTUAL EXPENDITURES - PROGRAM COMPARISON CHART 2 - (Form T36)
TO INCLUDE BOOSTER CLUB FUNDING

REVISED - 5/28/10
EXCLUDED
(CHEERLEADERS)

Sports	Equipment and supplies		Travel		Awards		Coaches' salaries (to include supplemental and extended employment; dollar amount required)			Facilities improvements		Publications (if sport-specific)	
	School	Booster	School	Booster	School	Booster	School	# Coaches for all levels / # Teams for all levels	School	Booster	School	Booster	
G track	283	0	981	0	95	0	1750	2/2	0	0	0	0	
B track	283	0	981	0	75	0	1750	2/2	0	0	0	0	
G tennis	118	0	229	0	70	0	500	1/1	0	0	0	0	
B tennis	118	0	229	0	60	0	500	1/1	0	0	0	0	
G volleyball	380	0	1710	0	104	58	3500	2/2	0	0	0	0	
B wrestling	0	0	0	0	0	0	0	0/0	0	0	0	0	
G (list sport)	0	0	0	0	0	0	0	0/0	0	0	0	0	
B football	5790	4310	2475	0	230	1940	16000	5/3	323	323	90	0	
G (list sport)													
B (list sport)	0	0	0	0	0	0	0	0/0	0	0	0	0	

1. Total expenditures on T-35 and T-36 on the 2009-2010 year report due by April 15, 2010, should reflect the total monies spent (rounded off to nearest dollar) for the entire school year of 2008-2009 ending June 30, 2009.

2. Booster Club Funding/Contributions must be included in the above expenditures totals. Indicate percentage of total expenditures for each gender. (if disparities are obvious, list on your Corrective Action Plan (T-60) what action you will take to correct the problem.)

Gender	Expenditures	Percentage
Boys	\$ 68,285	65%
Girls	\$ 37,233	35%
Total: \$105,518		100%

Principal's Signature:  Date: 5-26-10



**INTERSCHOLASTIC ATHLETICS
SURVEY (FORM T-63)
Summary of Student Responses**

KHSAA Form T63
Rev. 11/09
Page 1/3

OK

*Discussed by phone
w/ AD - HZ
5/28/10*

School Year: 2009-2010

School Name: Nicholas County High School

Enrollment (9-12 Grade): 440 *included middle school*
(SHOULD AGREE WITH FORM T-1, COLUMN 1, ROW 3)

Number of 9-11 Grade Students Surveyed: 375

Number of 8th Grade Students Surveyed: 65

Date: September 8, 2009

Completed By: Robert Hopkins

CORRECTION: 384

Instructions:

1. Summarize the Student Athletics Interest Surveys Form T-61 by listing the total number of responses on the line next to each sport.
2. Under the Other Category please provide a listing of the sports as well as the number of students who are interested in participating.
3. Please sign and date this Summary Form (T-63) and mail this Summary Form only to the KHSAA by April 15. Do not mail the student surveys (Form T-61). However, these Forms should be maintained in your files in the event they are requested subsequently.

440 Number of Surveys
414 Total Returned (*A minimum of 80% return is expected*)
8-12 Grades Surveyed (*Should be grades 9-11 and 8th grade if school has a feeder system*)
12

Who Administered The Survey? Homeroom teachers
 How Was The Survey Administered? During homeroom
 Give details on how it was administered and to which school group, Example: English classes, or all home rooms, etc. or advisee/advisor?)

KHSAA Sanctioned Fall Sports (*List Total Number of Participation Responses*)

6 Cross Country (Girls)
16 Cross Country (Boys)
60 Football (Boys)
15 Golf (Girls)
16 Golf (Boys)
25 Soccer (Girls)
9 Soccer (Boys)
59 Volleyball (Girls)

Winter Sport (List Total Number of Participation Responses)

- 31 Basketball (Girls)
- 48 Basketball (Boys)
- 13 Indoor Track (Girls)
- 6 Indoor Track (Boys)
- 19 Swimming & Diving (Girls)
- 6 Swimming & Diving (Boys)
- 30 Wrestling (Boys)

Spring Sport (List Total Number of Participation Responses)

- 42 Baseball (Boys)
- 41 Fast Pitch Softball (Girls)
- 20 Tennis (Girls)
- 11 Tennis (Boys)
- 8 Track (Girls)
- 19 Track (Boys)

Non-KHSAA Championship Sports (From Student Survey T-61 Question 10)

- 45 Archery
- 9 Field Hockey
- 60 Bowling
- 3 Gymnastics (Boys)
- 27 Gymnastics (Girls)
- 20 Ice Hockey
- 25 Lacrosse (Boys)
- 8 Lacrosse (Girls)
- 10 Rifle
- 32 Rodeo
- 12 Slow Pitch Softball
- 14 Volleyball (Boys)
- 1 Water Polo
- 48 Weightlifting
- Other sports not listed _____

Number of Students who participate in Intramural Sports

(From Student Survey T-61 Question 5)

Sport	Number
Softball	7
Basketball	7
Baseball	6
Soccer	5

List Intramural Sports students are interested in adding:
(From Student Survey T-61 Question 6)

<u>Sport</u>	<u>Number</u>
Archery	45
Weightlifting	48


Participation in Non-School Sports Activities
(From Student Survey T-61 Question 7)

<u>Sport</u>	<u>Number</u>
Slow Pitch Softball	12
Gymnastics (Girls)	27

Reasons for not participating in interscholastic athletics
(From Survey Question 8)

- 30 I prefer other activities such as band, chorus, etc.
- 75 I don't have time
- 20 The practice schedules and game times are inconvenient
- 25 The sport I like isn't offered
- 15 It's too expensive
- 5 I prefer to participate in club or intramural sports
- 40 Working
- 31 Other: _____

Student Suggestions to encourage participation
NO RESPONSE



Principal's Signature

5-26-10
Date